

Bad Rappenau 2011

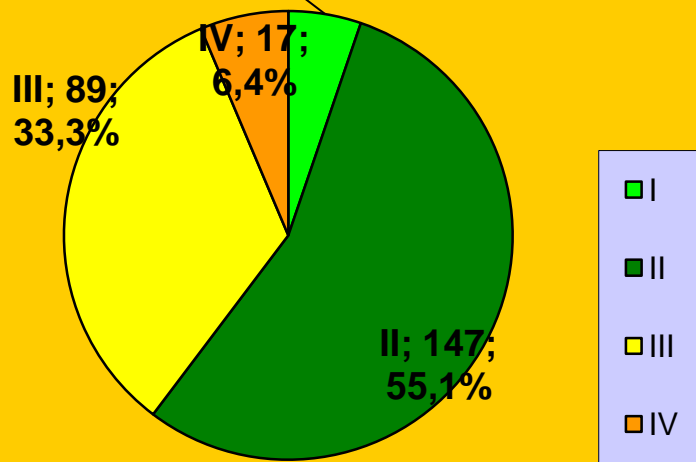
Ausstellungsstatistik



Kategorien

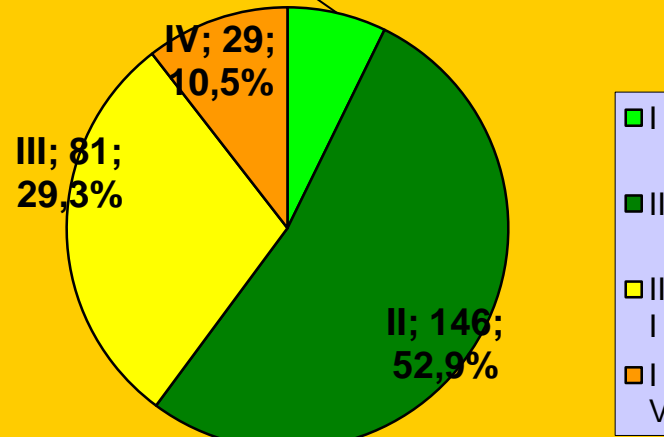
I; 14;
5,2%

Samstag nach Kategorien



I; 20;
7,2%

Sonntag nach Kategorien



Kat	Samstag	Sonntag	Samstag %	Sonntag %
I	14	20	5,24%	7,25%
II	147	146	55,06%	52,90%
III	89	81	33,33%	29,35%
IV	17	29	6,37%	10,51%

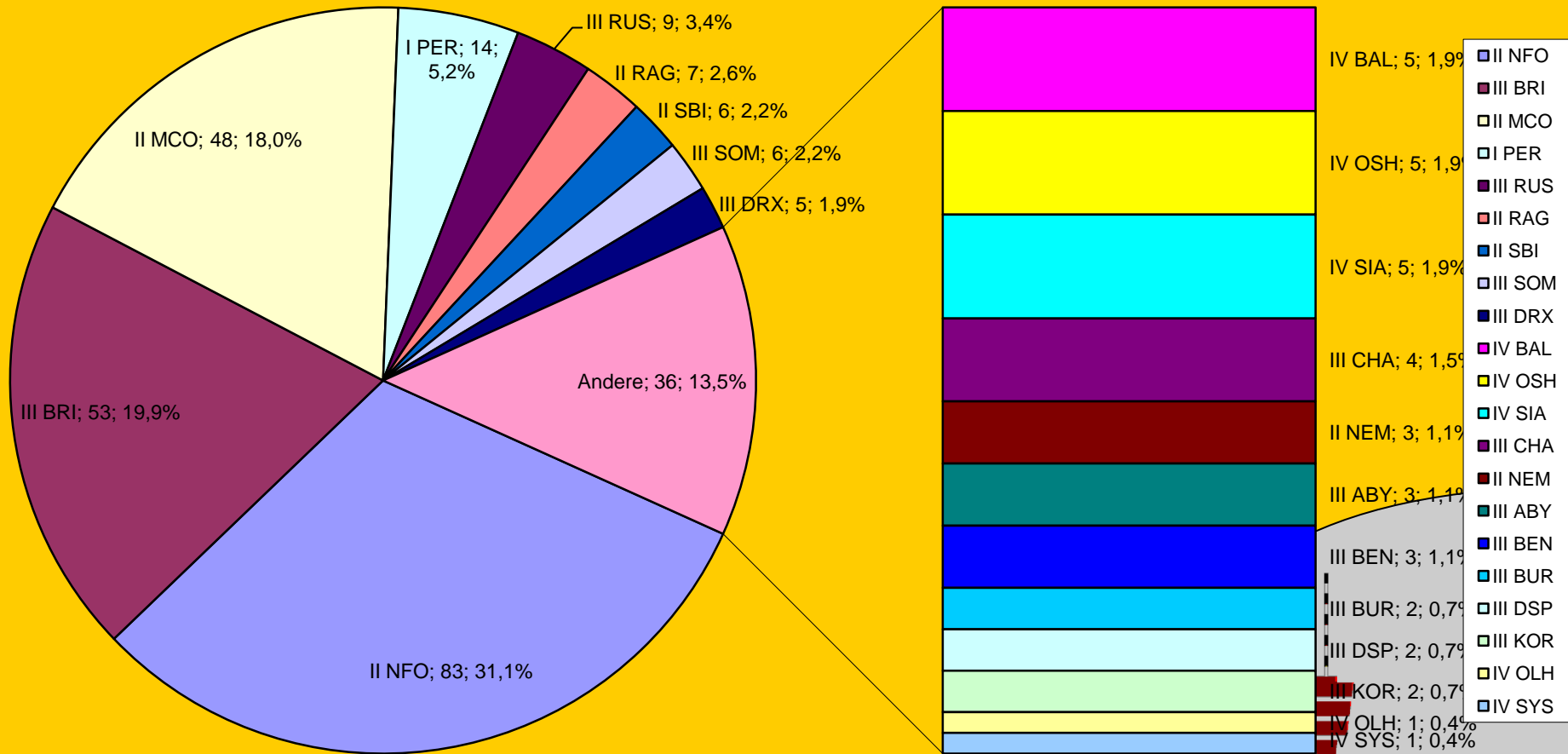
Rassen innerhalb Kategorien

Kat	Rasse	Samstag	Sonntag	Samstag %	Sonntag %
I	PER	14	20	100,00%	100,00%
II	MCO	48	62	32,65%	42,47%
II	NEM	3	1	2,04%	0,68%
II	NFO	83	76	56,46%	52,05%
II	RAG	7	1	4,76%	0,68%
II	SBI	6	6	4,08%	4,11%
III	ABY	3	1	3,37%	1,23%
III	BEN	3	2	3,37%	2,47%
III	BRI	53	48	59,55%	59,26%
III	BUR	2	5	2,25%	6,17%
III	CHA	4	4	4,49%	4,94%
III	DRX	5	6	5,62%	7,41%
III	DSP	2		2,25%	
III	KOR	2	3	2,25%	3,70%
III	RUS	9	6	10,11%	7,41%
III	SOM	6	6	6,74%	7,41%
IV	BAL	5	6	29,41%	20,69%
IV	OLH	1	5	5,88%	17,24%
IV	OSH	5	3	29,41%	10,34%
IV	SIA	5	13	29,41%	44,83%
IV	SYS	1	2	5,88%	6,90%



Rassen Samstag

Samstag Rassen in %



Rassen Sonntag

Sonntag Rassen in %

